

Name: _____


Sequencing

Color and cut out the pictures on the next page and glue them into the boxes below in the correct sequence. Then tell what is happening in each picture.

1



2





3



~ PREVIEW ~

Please log in or register to download the printable version of this worksheet.



First: _____

Second: _____

Third: _____



~ PREVIEW ~

Please log in or register to download the printable version of this worksheet.



Name: _____

Sequencing

Color and cut out the pictures on the next page and glue them into the boxes below in the correct sequence. Then tell what is happening in each picture.


1



2




3



~ PREVIEW ~

Please log in or register to download the printable version of this worksheet.



First: **(Answers will vary.) A child rolls a snowball.**

Second: **(Answers will vary.) Three snowballs are placed on top of each other.**

Third: **(Answers will vary.) A nose, hat, mouth, and buttons are added to make a snowman.**