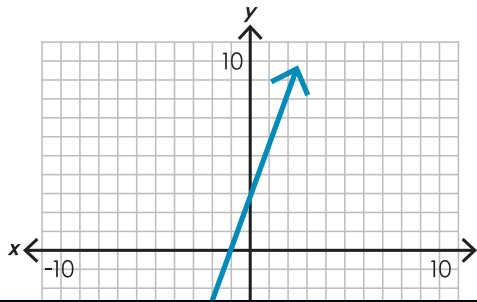


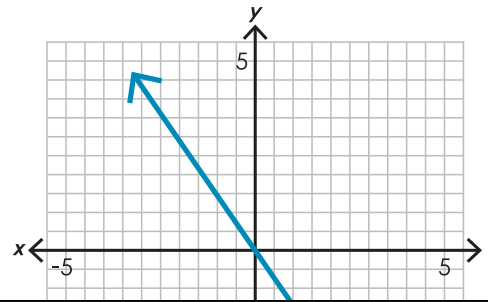
1. Types of Slope

Identify the slope as positive, negative, zero, or undefined.



2. Types of Slope

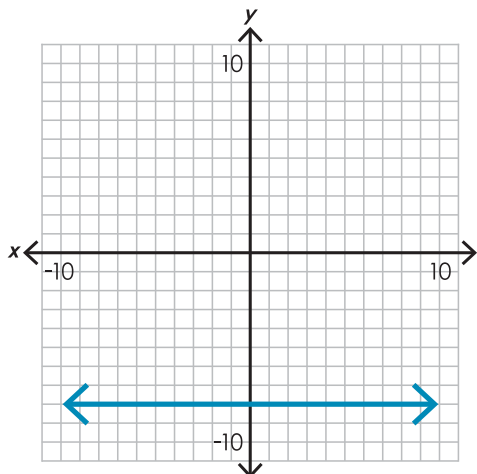
Identify the slope as positive, negative, zero, or undefined.



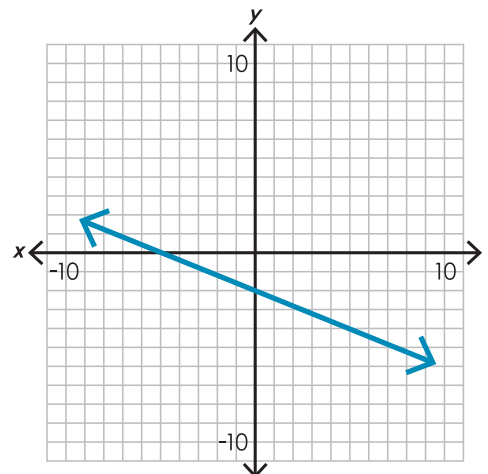
Preview

Please log in to download the printable version of this worksheet.

Identify the slope as positive, negative, zero, or undefined.

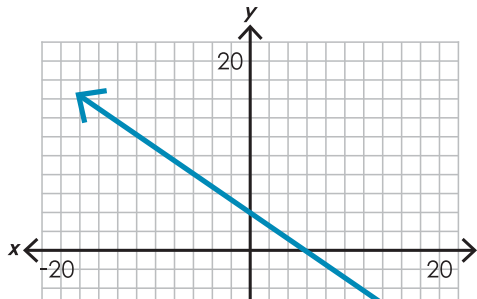


Identify the slope as positive, negative, zero, or undefined.



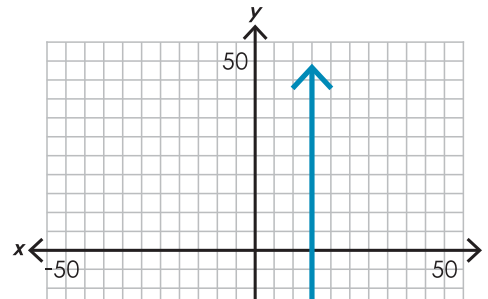
5. Types of Slope

Identify the slope as positive, negative, zero, or undefined.



6. Types of Slope

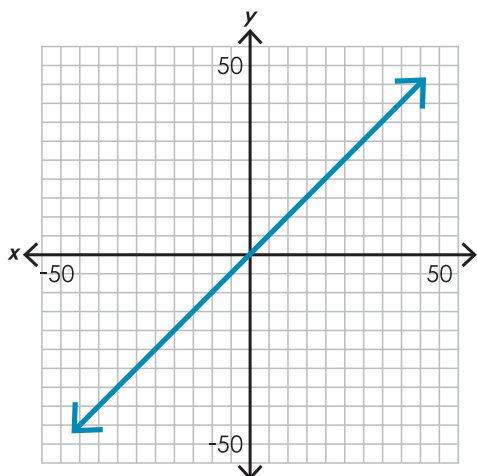
Identify the slope as positive, negative, zero, or undefined.



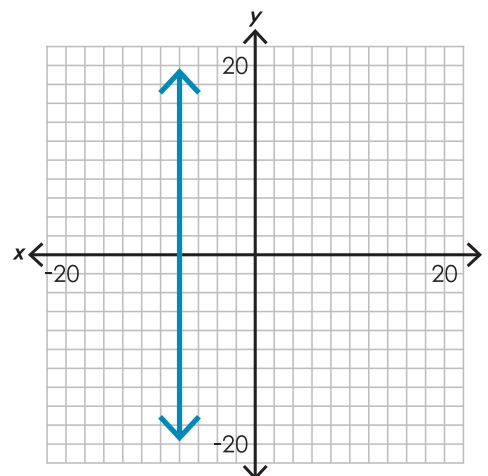
Preview

Please log in to download the printable version of this worksheet.

Identify the slope as positive, negative, zero, or undefined.

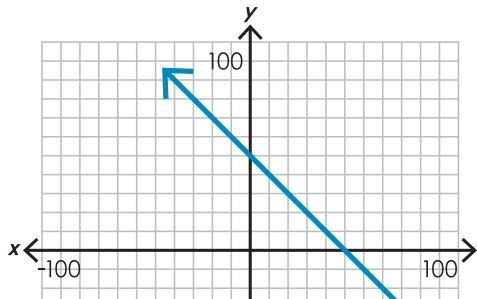


Identify the slope as positive, negative, zero, or undefined.



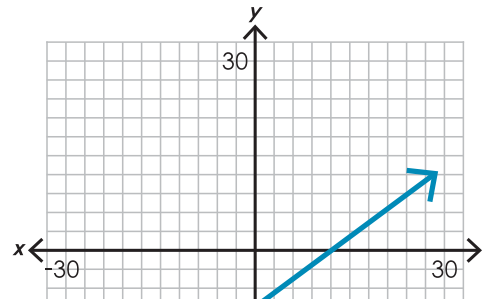
9. Types of Slope

Identify the slope as positive, negative, zero, or undefined.



10. Types of Slope

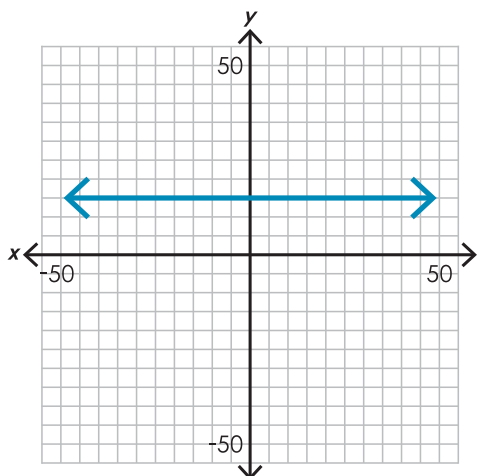
Identify the slope as positive, negative, zero, or undefined.



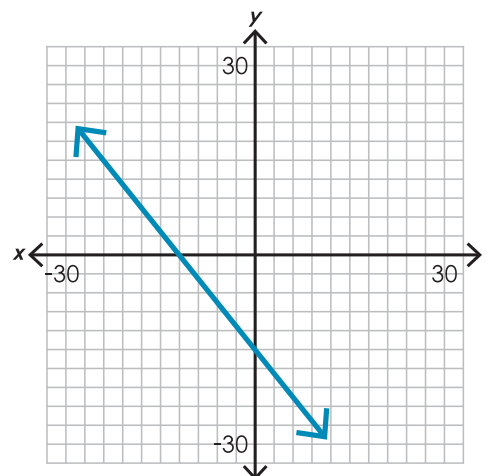
Preview

Please log in to download the printable version of this worksheet.

Identify the slope as positive, negative, zero, or undefined.

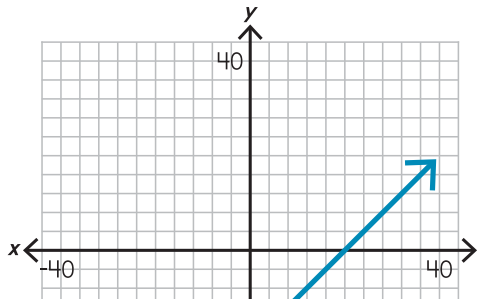


Identify the slope as positive, negative, zero, or undefined.



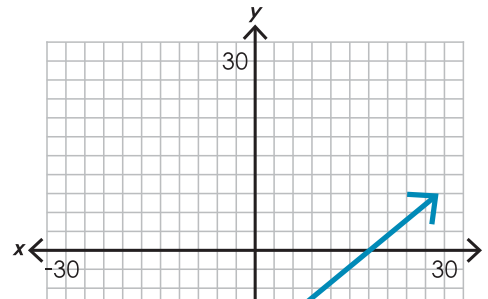
13. Types of Slope

Identify the slope as positive, negative, zero, or undefined.



14. Types of Slope

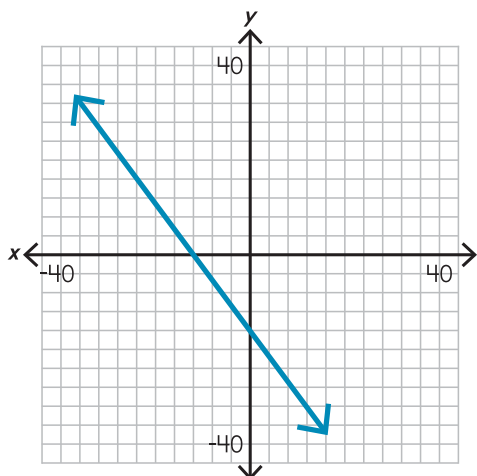
Identify the slope as positive, negative, zero, or undefined.



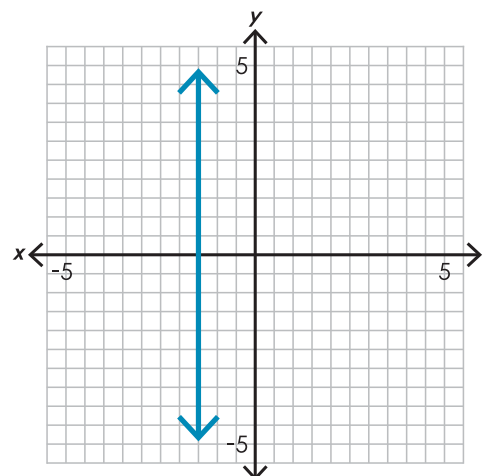
Preview

Please log in to download the printable version of this worksheet.

Identify the slope as positive, negative, zero, or undefined.

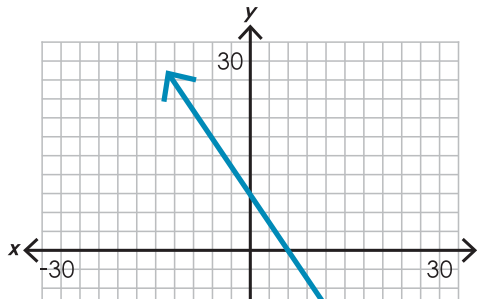


Identify the slope as positive, negative, zero, or undefined.



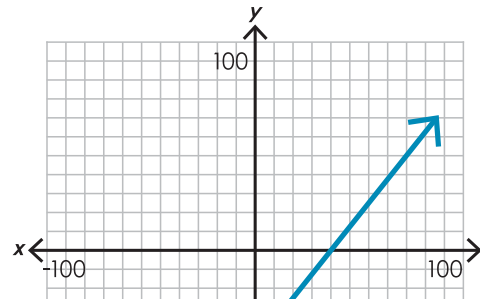
17. Types of Slope

Identify the slope as positive, negative, zero, or undefined.



18. Types of Slope

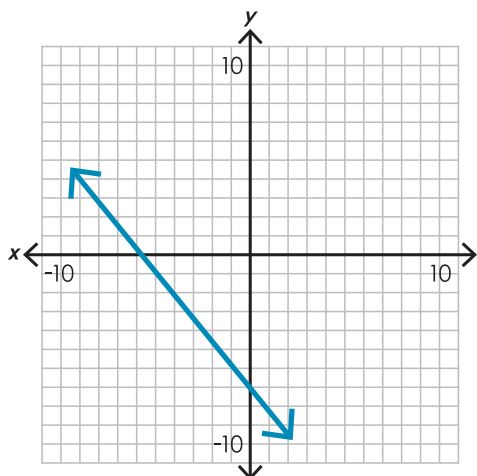
Identify the slope as positive, negative, zero, or undefined.



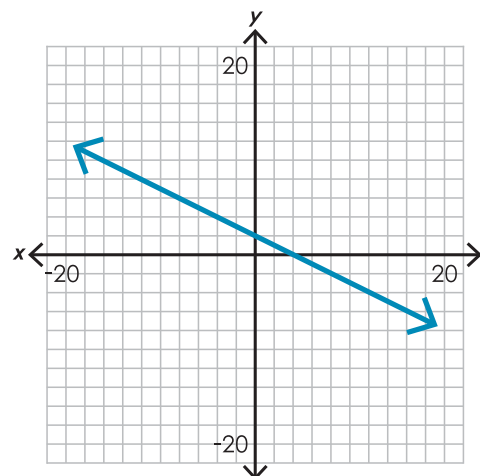
Preview

Please log in to download the printable version of this worksheet.

Identify the slope as positive, negative, zero, or undefined.

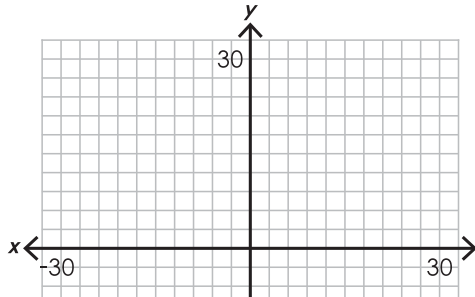


Identify the slope as positive, negative, zero, or undefined.



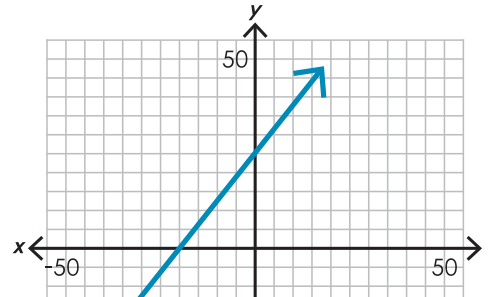
21. Types of Slope

Identify the slope as positive, negative, zero, or undefined.



22. Types of Slope

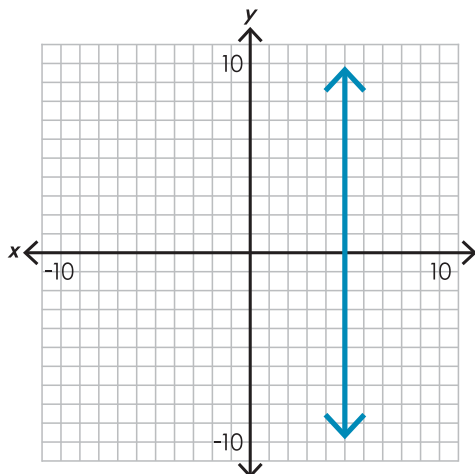
Identify the slope as positive, negative, zero, or undefined.



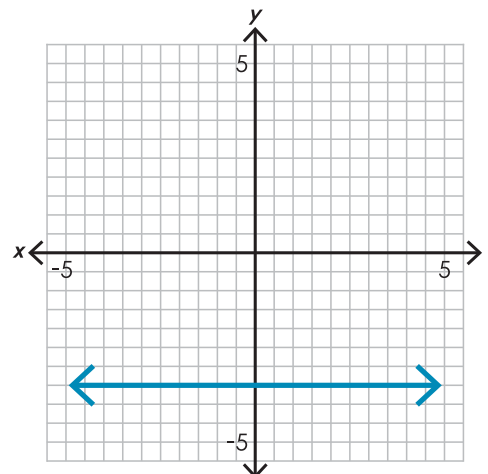
Preview

Please log in to download
the printable version of this worksheet.

Identify the slope as positive, negative, zero, or undefined.

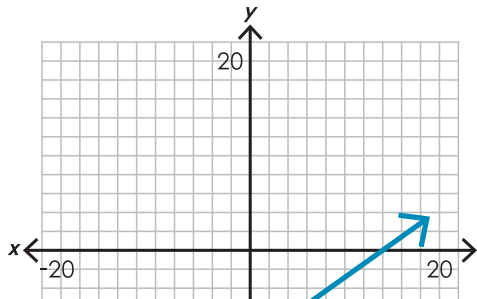


Identify the slope as positive, negative, zero, or undefined.



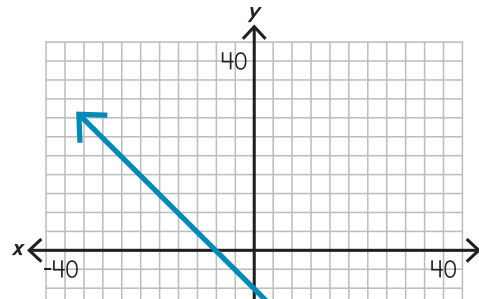
25. Types of Slope

Identify the slope as positive, negative, zero, or undefined.



26. Types of Slope

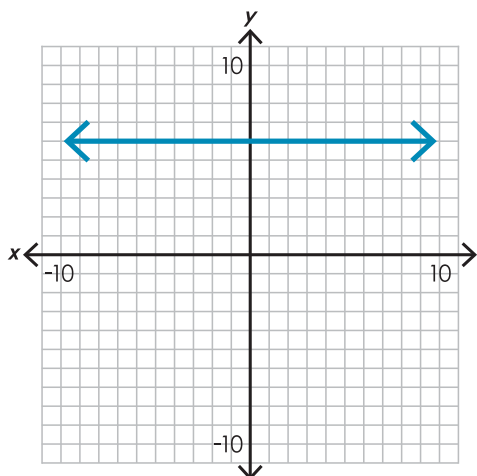
Identify the slope as positive, negative, zero, or undefined.



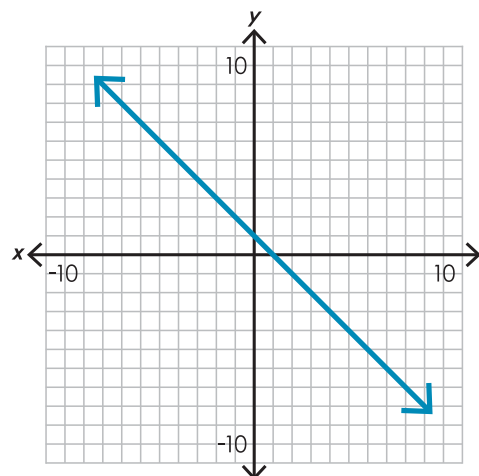
Preview

Please log in to download the printable version of this worksheet.

Identify the slope as positive, negative, zero, or undefined.

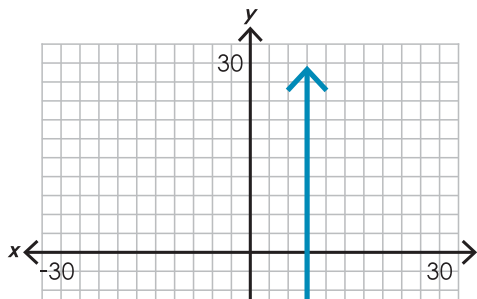


Identify the slope as positive, negative, zero, or undefined.



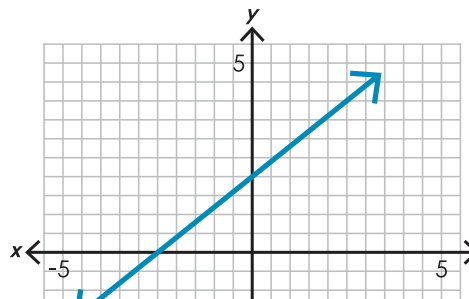
29. Types of Slope

Identify the slope as positive, negative, zero, or undefined.



30. Types of Slope

Identify the slope as positive, negative, zero, or undefined.



Preview

Please log in to download
the printable version of this worksheet.

Name: _____

Task Cards: Types of Slope

1. _____

16. _____

2. _____

17. _____

3. _____

18. _____

4. _____

19. _____



Preview

Please log in to download
the printable version of this worksheet.

9. _____

24. _____

10. _____

25. _____

11. _____

26. _____

12. _____

27. _____

13. _____

28. _____

14. _____

29. _____

15. _____

30. _____

ANSWER KEY

Task Cards: Types of Slope

1. positive

16. undefined

Preview

Please log in to download
the printable version of this worksheet.



14. positive

29. undefined

15. negative

30. positive

Task Cards: Types of Slope

This file contains 30 slope task cards.

All cards have a graph with a line showing the type of slope. Students will determine whether the slope of each line is positive, negative, zero, or undefined.

There are countless ways to use task cards in your classroom.

Here are a few ideas:

1. Math Learning Center

Place all of the cards on a table in the classroom. Small groups of 3 to 5 students can visit the table and solve the problems on the task cards. They can complete them in any order they'd like. You can have them do as many, or as few, problems as you



Preview

Please log in to download
the printable version of this worksheet.

4. Classroom Scavenger Hunts

Place task cards all around the room. (Examples: on the classroom door, attached to a student's chair, hanging from the classroom bookshelf) Students must search for the cards and solve the math problems.

5. Morning Challenge

Place all of the task cards in a basket. When students enter the classroom in the morning, they choose one card from the basket to solve.

6. Interactive White Board Lessons

If you have a document camera attached to an interactive white board, you can display task cards for students to solve.

7. Extra Help

Have a parent, friend, or volunteer sit with individual students who need extra help. They can practice by solving the problems on the task cards together.