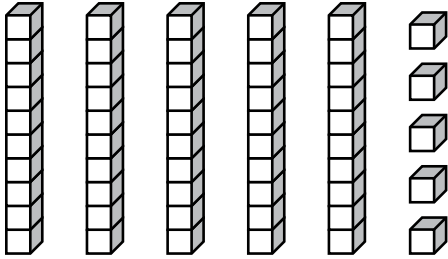


1. Subtracting 10

Cross out 10.



2. Subtracting 10

1	2	3	4	5	6	7	8	9	10
11	12	13	14	15	16	17	18	19	20
21	22	23	24	25	26	27	28	29	30



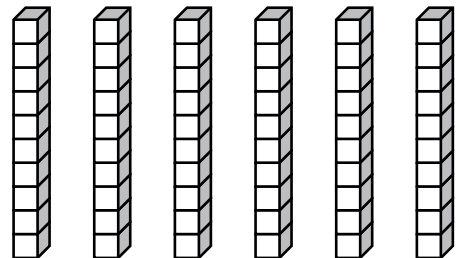
Preview

Please log in to download the printable version of this worksheet.

61	62	63	64	65	66	67	68	69	70
71	72	73	74	75	76	77	78	79	80
81	82	83	84	85	86	87	88	89	90

$$83 - 10 = \underline{\quad}$$

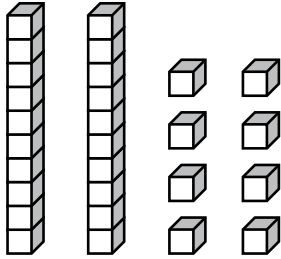
Cross out 10.



$$60 - 10 = \underline{\quad}$$

5. Subtracting 10

Cross out 10.



6. Subtracting 10

51	52	53	54	55	56	57	58	59	60
61	62	63	64	65	66	67	68	69	70
71	72	73	74	75	76	77	78	79	80



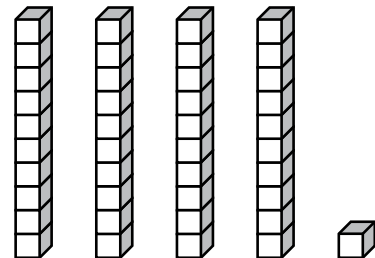
Preview

Please log in to download the printable version of this worksheet.

51	52	53	54	55	56	57	58	59	60
61	62	63	64	65	66	67	68	69	70
71	72	73	74	75	76	77	78	79	80

$$77 - 10 = \underline{\quad}$$

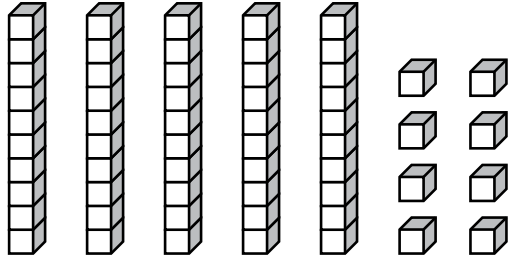
Cross out 10.



$$41 - 10 = \underline{\quad}$$

9. Subtracting 10

Cross out 10.



10. Subtracting 10

21	22	23	24	25	26	27	28	29	30
31	32	33	34	35	36	37	38	39	40
41	42	43	44	45	46	47	48	49	50



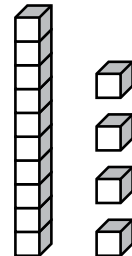
Preview

Please log in to download the printable version of this worksheet.

31	32	33	34	35	36	37	38	39	40
41	42	43	44	45	46	47	48	49	50
51	52	53	54	55	56	57	58	59	60

$$59 - 10 = \underline{\quad}$$

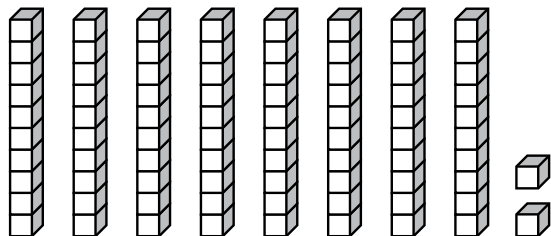
Cross out 10.



$$14 - 10 = \underline{\quad}$$

13. Subtracting 10

Cross out 10.



14. Subtracting 10

51	52	53	54	55	56	57	58	59	60
61	62	63	64	65	66	67	68	69	70
71	72	73	74	75	76	77	78	79	80



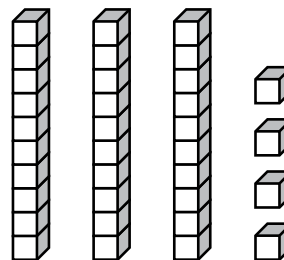
Preview

Please log in to download the printable version of this worksheet.

71	72	73	74	75	76	77	78	79	80
81	82	83	84	85	86	87	88	89	90
91	92	93	94	95	96	97	98	99	100

$$100 - 10 = \underline{\hspace{2cm}}$$

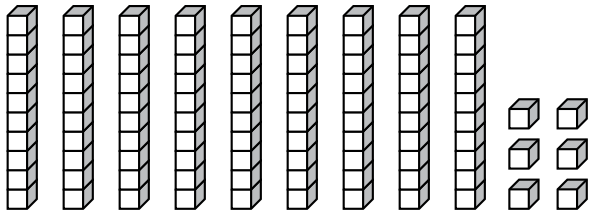
Cross out 10.



$$34 - 10 = \underline{\hspace{2cm}}$$

17. Subtracting 10

Cross out 10.



18. Subtracting 10

1	2	3	4	5	6	7	8	9	10
11	12	13	14	15	16	17	18	19	20
21	22	23	24	25	26	27	28	29	30



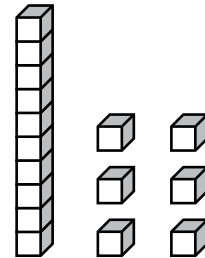
Preview

Please log in to download the printable version of this worksheet.

31	32	33	34	35	36	37	38	39	40
41	42	43	44	45	46	47	48	49	50
51	52	53	54	55	56	57	58	59	60

$$53 - 10 = \underline{\quad}$$

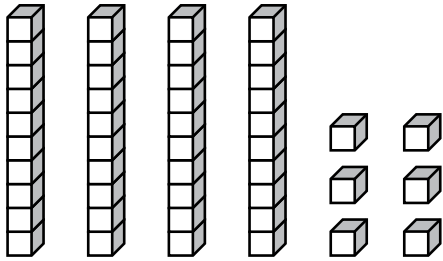
Cross out 10.



$$16 - 10 = \underline{\quad}$$

21. Subtracting 10

Cross out 10.



22. Subtracting 10

1	2	3	4	5	6	7	8	9	10
11	12	13	14	15	16	17	18	19	20
21	22	23	24	25	26	27	28	29	30



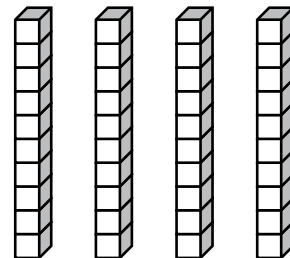
Preview

Please log in to download
the printable version of this worksheet.

71	72	73	74	75	76	77	78	79	80
81	82	83	84	85	86	87	88	89	90
91	92	93	94	95	96	97	98	99	100

$$98 - 10 = \underline{\quad}$$

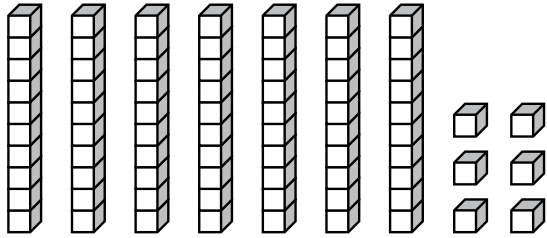
Cross out 10.



$$40 - 10 = \underline{\quad}$$

25. Subtracting 10

Cross out 10.



26. Subtracting 10

31	32	33	34	35	36	37	38	39	40
41	42	43	44	45	46	47	48	49	50
51	52	53	54	55	56	57	58	59	60



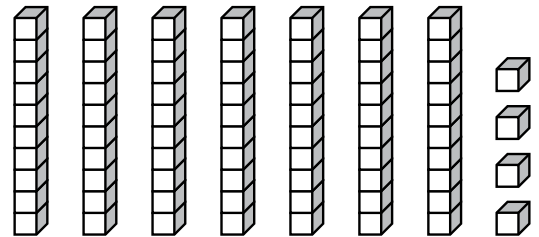
Preview

Please log in to download
the printable version of this worksheet.

61	62	63	64	65	66	67	68	69	70
71	72	73	74	75	76	77	78	79	80
81	82	83	84	85	86	87	88	89	90

$$85 - 10 = \underline{\quad}$$

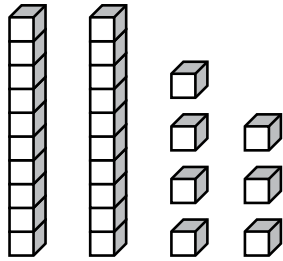
Cross out 10.



$$74 - 10 = \underline{\quad}$$

29. Subtracting 10

Cross out 10.



30. Subtracting 10

1	2	3	4	5	6	7	8	9	10
11	12	13	14	15	16	17	18	19	20
21	22	23	24	25	26	27	28	29	30



Preview

Please log in to download
the printable version of this worksheet.

Name: _____

Task Cards: Subtracting 10

1. _____ - _____ = _____

16. _____ - _____ = _____

2. _____ - _____ = _____

17. _____ - _____ = _____

3. _____ - _____ = _____

18. _____ - _____ = _____

4. _____ - _____ = _____

19. _____ - _____ = _____



Preview

Please log in to download
the printable version of this worksheet.

9. _____ - _____ = _____

24. _____ - _____ = _____

10. _____ - _____ = _____

25. _____ - _____ = _____

11. _____ - _____ = _____

26. _____ - _____ = _____

12. _____ - _____ = _____

27. _____ - _____ = _____

13. _____ - _____ = _____

28. _____ - _____ = _____

14. _____ - _____ = _____

29. _____ - _____ = _____

15. _____ - _____ = _____

30. _____ - _____ = _____

ANSWER KEY

Task Cards: Subtracting 10

$1. \quad \underline{55} - \underline{10} = \underline{45}$

$16. \quad \underline{34} - \underline{10} = \underline{24}$

$2. \quad \underline{19} - \underline{10} = \underline{9}$

$17. \quad \underline{96} - \underline{10} = \underline{86}$

$3. \quad \underline{83} - \underline{10} = \underline{73}$

$18. \quad \underline{20} - \underline{10} = \underline{10}$

$4. \quad \underline{60} - \underline{10} = \underline{50}$

$19. \quad \underline{53} - \underline{10} = \underline{43}$

$5. \quad \underline{28} - \underline{10} = \underline{18}$

$20. \quad \underline{16} - \underline{10} = \underline{6}$



Preview

Please log in to download
the printable version of this worksheet.

$9. \quad \underline{58} - \underline{10} = \underline{48}$

$24. \quad \underline{40} - \underline{10} = \underline{30}$

$10. \quad \underline{35} - \underline{10} = \underline{25}$

$25. \quad \underline{76} - \underline{10} = \underline{66}$

$11. \quad \underline{59} - \underline{10} = \underline{49}$

$26. \quad \underline{45} - \underline{10} = \underline{35}$

$12. \quad \underline{14} - \underline{10} = \underline{4}$

$27. \quad \underline{85} - \underline{10} = \underline{75}$

$13. \quad \underline{82} - \underline{10} = \underline{72}$

$28. \quad \underline{74} - \underline{10} = \underline{64}$

$14. \quad \underline{61} - \underline{10} = \underline{51}$

$29. \quad \underline{27} - \underline{10} = \underline{17}$

$15. \quad \underline{100} - \underline{10} = \underline{90}$

$30. \quad \underline{12} - \underline{10} = \underline{2}$

Task Cards: Subtracting 10

This file contains 30 “subtracting 10” cards.

There are countless ways to use task cards in your classroom.

Here are a few ideas:

1. Math Learning Center

Place all of the cards on a table in the classroom. Small groups of 3 to 5 students can visit the table and solve the problems on the task cards. They can complete them in any order they'd like. You can have them do as many, or as few, problems as you choose.



Preview

Please log in to download
the printable version of this worksheet.

Place task cards all around the room. (Examples: on the classroom door, attached to a student's chair, hanging from the classroom bookshelf) Students must search for the cards and solve the math problems.

5. Morning Challenge

Place all of the task cards in a basket. When students enter the classroom in the morning, they choose one card from the basket to solve.

6. Interactive White Board Lessons

If you have a document camera attached to an interactive white board, you can display task cards for students to solve.

7. Extra Help

Have a parent, friend, or volunteer sit with individual students who need extra help. They can practice by solving the problems on the task cards together.